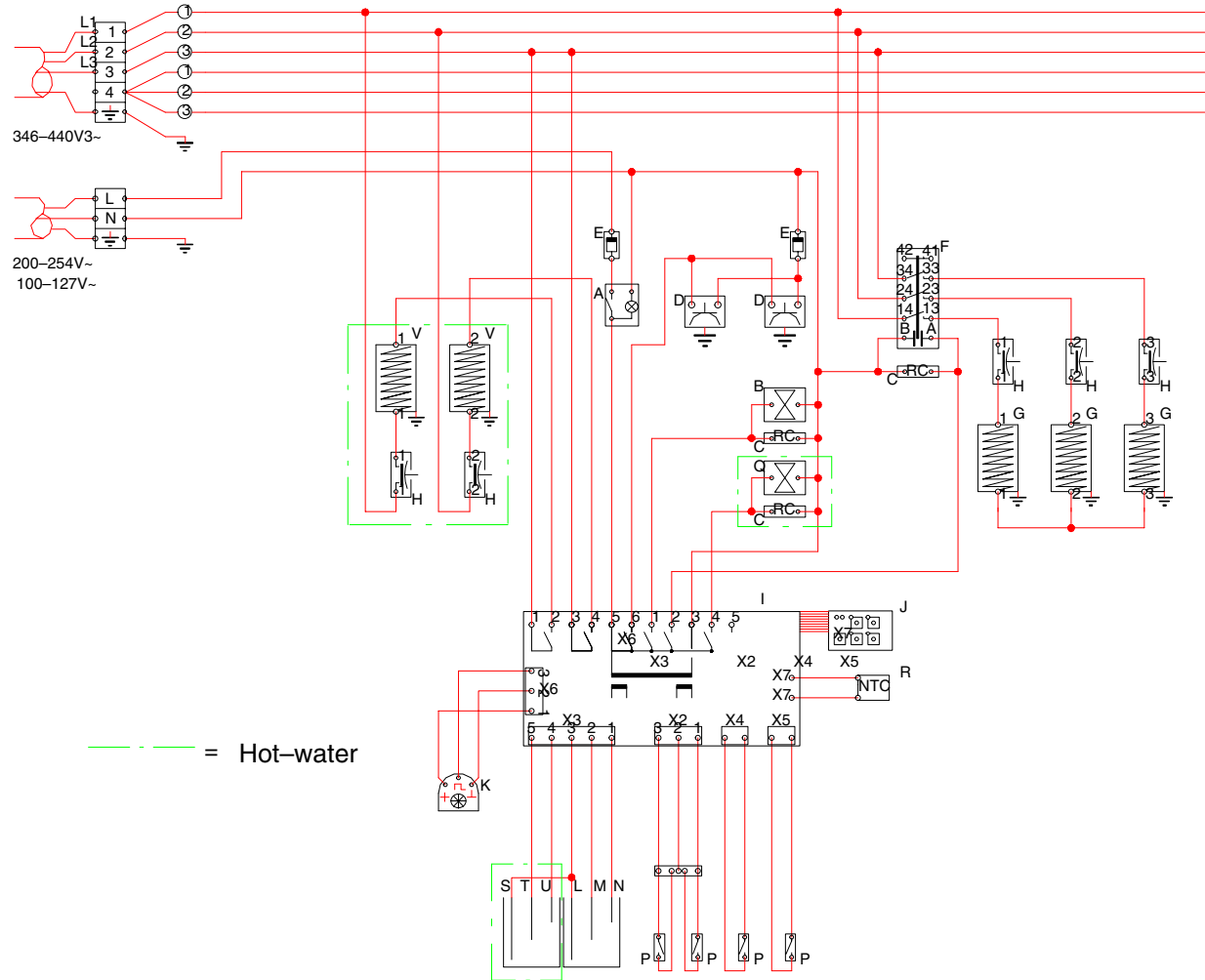


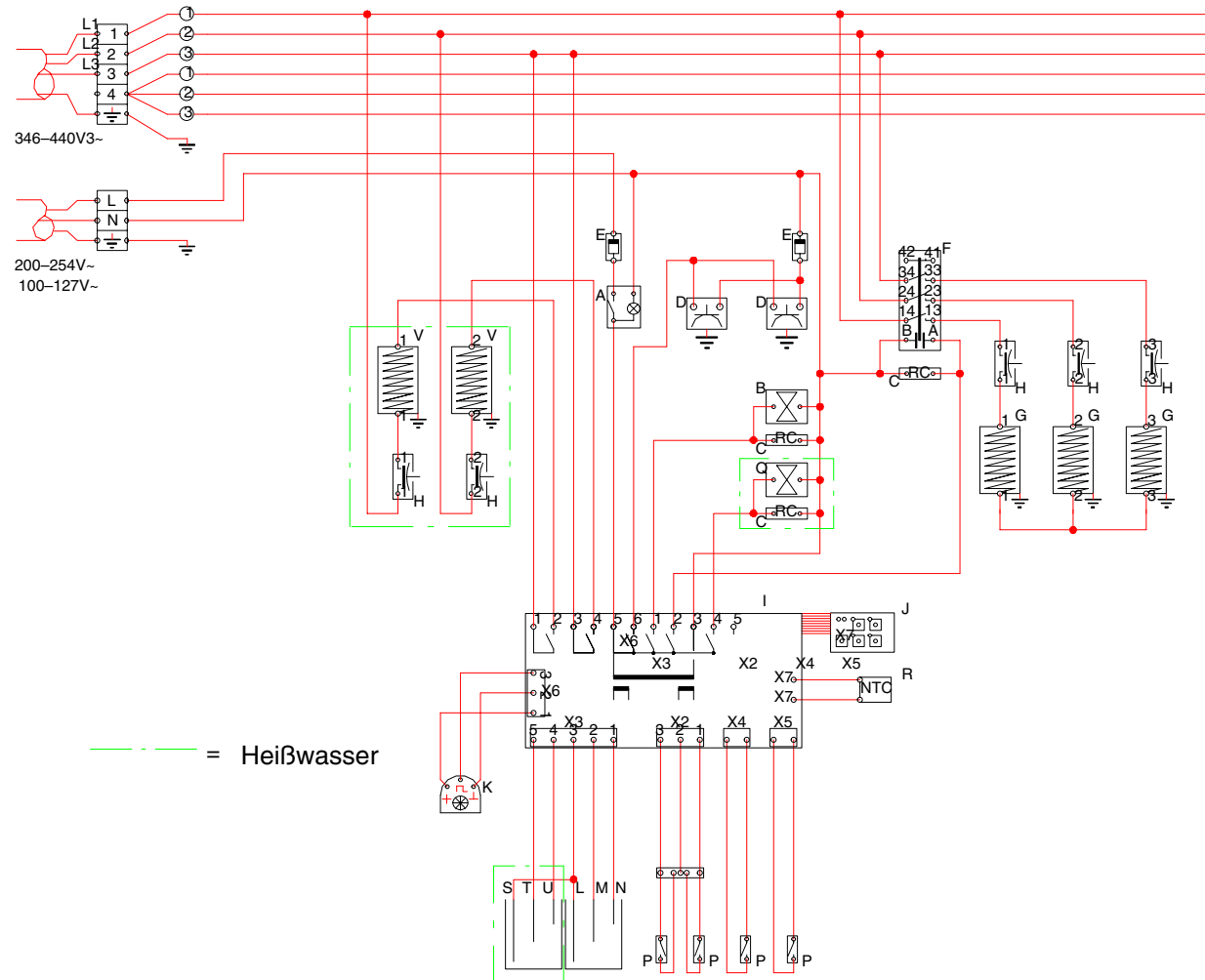
B5 HW / B10 HW (MARINE) (AFTER 2000)



700.406.623A

- A. Switch
- B. Magnetic valve
- C. RC
- D. Wall socket
- E. Fuse
- F. Relay
- G. Flow boiler
- H. High temperature safety
- I. Print
- J. Keyboard
- K. Counter
- L. Electrode
- M. Electrode
- N. Electrode
- P. Magnetic switch
- Q. Magnetic valve
- R. NTC
- S. Electrode
- T. Electrode
- U. Electrode
- V. Element

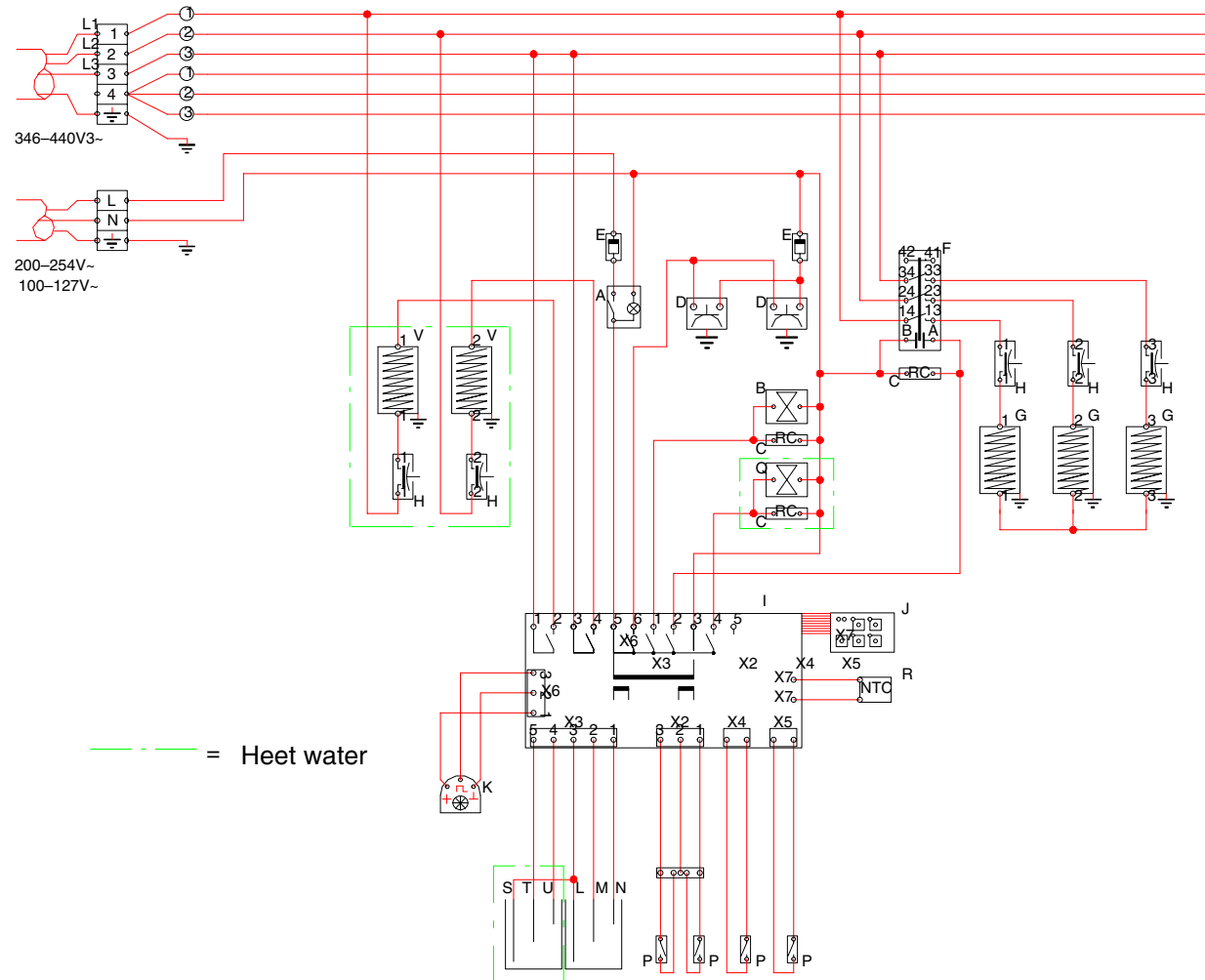
B5 HW / B10 HW (SCHIFFGERÄTE) (NACH 2000)



700.406.623A

- A. Schalter
- B. Magnetventil
- C. RC-Kombination
- D. Wandkontaktdose
- E. Sicherung
- F. Relais
- G. Durchlauferhitzer
- H. Trockengehschutz
- I. Leiterplatte
- J. Keyboard
- K. Zähler
- L. Elektrode
- M. Elektrode
- N. Elektrode
- P. Magnetschalter
- Q. Magnetventil
- R. NTC
- S. Elektrode
- T. Elektrode
- U. Elektrode
- V. Element

B5 HW / B10 HW (SCHEEPS) (NA 2000)



700.406.623A

- A. Schakelaar
- B. Magneetventiel
- C. RC combinatie
- D. Wandkontaktdoos
- E. Zekering
- F. Relais
- G. Doorstroomelement
- H. Droogkookbeveiliging
- I. Besturing
- J. Keyboard
- K. Teller
- L. Elektrode
- M. Elektrode
- N. Elektrode
- P. Magneetschakelaar
- Q. Magneetventiel
- R. NTC
- S. Elektrode
- T. Elektrode
- U. Elektrode
- V. Element