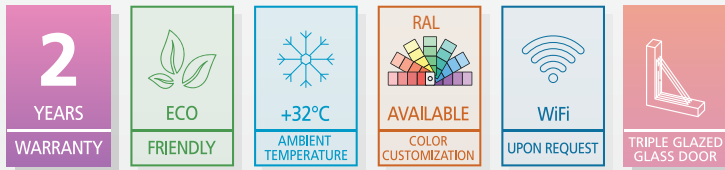


# Chiller & Freezer Cabinets with Glass Door

## Prunus Series Cabinets

Prunus Series Cabinets feature Chillers & Freezers with Glass Doors for easy inventory control & effective presentation of stored materials!



CAP172/GL  
CBP172/GL



CEP2144/GL  
CFP2144/GL

### Common Features

- |  |   |   |   |
|--|---|---|---|
| Energy Classification under EU directives        | 3 shelves per door                                  | 2 years Warranty on mechanical and electrical parts | Height adjustable stainless-steel legs          |
| With natural refrigerant R290 (Zero ODP/GWP = 3) | Forced air circulation technology                   | One Lock per door as standard                       | Triple Glazed Glass Door Maximum Energy Savings |
| Chiller & Freezer Models Available               | Clip-On Guides for fast & easy cleaning             | Automatic evaporation of condensate water           | LED light System                                |
| Hygienically designed interior                   | Embedded controller for easy operation and cleaning | Injected polyurethane foam insulation               | Ambient Temperature +32°C                       |
| Material AISI 304 18/8-10                        | Removable magnetic door gasket                      | Density 42 kg/m³, HFC Free (Zero ODP, Low GWP)      | Tempered Glass Door                             |
| Self-closing door at 90°                         |   | Automatic defrost                                   | Shelves: Ideal design for Bottle storage        |

## In More Detail

## Refrigerators with Glass Doors Cabinets

### Hot Topics...

- 1 Door Locks offered as a standard!  
Safeguard your merchandise  
(1 lock/door)




- 2 Hanging Kit Accessory



- 3 Wheels option



- 4 Kit Patisserie  
(see below for Details)




### Suitable for...

Bottle Storage!

Product display!

Fast and easy  
inventory control!



Also, Bridging Shelf  
Accessory available for  
2 Door Cabinets

For more extras & accessories refer to section "Personalization" (see page 35)

## In More Detail

## Refrigerators with Glass Doors Cabinets

### Kit Patisserie

#### Flexibility in use & ease of storage!

Used to convert the Cabinet to accomodate Euronorm (60cm x 40cm) trays and is designed for all Cabinets of Cypress, Castanea, Prunus & Ramnus.

Capacity: Max 22 euronorm trays.  
You will need the below Accessories:

|                                      | Model Code |
|--------------------------------------|------------|
| Kit Patisserie                       | PSKP159    |
| Guides<br>(2 pieces<br>- left/right) | OS21       |



# What's New!

## Refrigerators with Glass Doors Cabinets

### Cabinets with colors





Personalize your Kitchen with the color of your choice!



# Characteristics

## Refrigerators with Glass Doors Cabinets



| Model                             | CAP172/GL  | CBP172/GL  | CEP2144/GL  | CFP2144/GL   |
|-----------------------------------|--|--|---|--|
| TYPE                              | CHILLER  | FREEZER  | CHILLER   | FREEZER  |
| Doors                             | 1  | 1  | 2   | 2  |
| Capacity (lt)                     | 654  | 654  | 1432  | 1432   |
| Dimensions (mm)                   | 720 × 860 × 2100   | 720 × 860 × 2100   | 1440 × 860 × 2100   | 1440 × 860 × 2100  |
| Gross / Net (kg)                  | 157 / 141  | 162 / 146  | 260 / 237   | 267 / 243  |
| Packaged Volume (m <sup>3</sup> ) | 1,51   | 1,51   | 2,92  | 2,92   |
| Shelves (pcs) / Door              | 3  | 3  | 3   | 3  |
| Operating Temperature ( °C)       | -2 / +8  | -18 / -10  | -2 / +8   | -18 / -10  |
| Rated Voltage ( V/Hz)             | 230 / 50   | 230 / 50   | 230 / 50  | 230 / 50   |
| Electrical Power (W)              | 582  | 749  | 787   | 1,277  |
| Energy Class                      | B  | D  | D   | E  |
| Climate Class                     | 4  | 4  | 4   | 4  |
| Refrigerant                       | R290  | R290  | R290  | R290  |

## Extra Models

### Glass Door Slim (Clover) Compact Dimensions

| Model           | CAP172/SL/GL     | CBP172/SL/GL     | CEP2144/SL/GL     | CFP2144/SL/GL     |
|-----------------|------------------|------------------|-------------------|-------------------|
| TYPE            | CHILLER          | FREEZER          | CHILLER           | FREEZER           |
| Doors           | 1                | 1                | 2                 | 2                 |
| Dimensions (mm) | 720 × 768 × 2100 | 720 × 768 × 2100 | 1440 × 768 × 2100 | 1440 × 768 × 2100 |


# Characteristics

## Refrigerators with Glass Doors Cabinets

■ Special Features

- Material AISI 304 18/8-10
- New style Condenser with low maintenance requirements
- Triple Glazed Glass Door for Maximum Energy Savings (Glass Door Models)
- LED Light System. Additional Led Lights included as a standard in Colored Glass Door Cabinets, for brighter/better presentation & easy inventory control
- Evaporator protection against corrosion on Chillers
- Reversible doors (Models with 1 door, excluding Glass Door Freezers)
- Bridging Shelves (Models with 2 doors)
- Models Available with GN 2/1 internal Dimensions
- Door Locks included as a standard
- 3 Shelves per Door
- Glass Door Cabinets Shelves are Ideally designed for Bottle storage

■ Options


|  |           |
|--|-----------|
| • Wheels   | next page |
| • Wifi  | next page |
| • Choice of Colors (RAL Palette)   | next page |
| • without Refrigeration Mechanism (Ramnus Series - Remote Unit)                            | page 47   |
| • with Compact dimensions (Clover Series)  | page 39   |

# Personalization

## Refrigerators with Glass Doors Cabinets

### Options



#### Extras

|   |  | Model Extension          | New Model Code   |
|---|--|--------------------------|--|
|    | Wheels   | .../WH                   | Example:<br>CAP172/GL /WH  |
|   | Wifi   | .../WI                   | Example:<br>CAP172/GL /WI  |
|    | Color (RAL)  | B: BLACK<br>C: ALL OTHER | CAP B172/GL<br>CAP C172/GL<br>CEP B2144/GL<br>CEP C2144/GL         |
|   | *Additional Led Light System for Single Glass Door Cabinets        | .../DL                   | CAP172/GL /DL<br>CBP172/GL /DL                                     |
|   | *Additional Led Light System for Double Glass Door Cabinets        | .../DL                   | CEP2144/GL /DL<br>CFP2144/GL /DL                                   |
|   | Additional Colored Led Light System for Single Glass Door Cabinets | .../CDL                  | CAP172/GL /CDL<br>CBP172/GL /CDL                                   |
|   | Additional Colored Led Light System for Double Glass Door Cabinets | .../CDL                  | CEP2144/GL /CDL<br>CFP2144/GL /CDL                                 |
|  | Drain Valve  | .../DR                   | CAP172/GL /DR<br>CEP2144/GL /DR<br>CBP172/GL /DR<br>CFP2144/GL /DR |
|   | Remote Unit  | .../RU                   | CAP172/GL /RU<br>CEP2144/GL /RU<br>CBP172/GL /RU<br>CFP2144/GL /RU |

\*If your order includes Colored (RAL) Cabinet, then the cost of the Additional Led Light System is already included. No need to add this cost again.

### Accessories

#### Shelves

|   | Cabinets Glass Door GN 2/1                    |                           | Cabinets (Clover) Compact Dimensions Glass Door |            |
|---|---|---------------------------|---|------------|
|   | Model   | Dimensions                | Model   | Dimensions |
|  | Shelf For Upright                             | SU2170/GL<br>530×650      | SU2170/SL/GL                                    | 530×550    |
|   | Shelf For Upright (Stainless Steel)           | SU2170/GL/I<br>530×650    | SU2170/SL/GL/I                                  | 530×550    |
|  | Shelf With Stop For Upright                   | SU2170/GL/ST<br>530×650   | SU2170/SL/GL/ST                                 | 530×550    |
|   | Shelf With Stop For Upright (Stainless Steel) | SU2170/GL/I/ST<br>530×650 | SU2170/SL/GL/I/ST                               | 530×550    |

# Personalization

## Refrigerators with Glass Doors Cabinets

### Bridging Shelves



Bridging Shelf for Cabinets (Stainless Steel)



Bridging Shelf for Cabinets (coated)

#### Cabinets Glass Door GN 2/1

| Model    | Dimensions |
|----------|------------|
| PGER120  | 574×185    |
| PGER0316 | 577×188    |

#### Cabinets (Clover) Compact Dimensions Glass Door

| Model    | Dimensions |
|----------|------------|
| PGER121  | 494×185    |
| PGER0317 | 497×188    |

### Guides



Pair of Guides for Cabinets



Pair of Anti-Drop Guides for Cabinets

#### Cabinets Glass Door GN 2/1

| Model   | Dimensions |
|---------|------------|
| OS21    | 645×18×26  |
| OS21/AD | 645×18×26  |

#### Cabinets (Clover) Compact Dimensions Glass Door

| Model      | Dimensions |
|------------|------------|
| OS21/SL    | 545×18×26  |
| OS21/SL/AD | 545×18×26  |

### Dispensers



Dispensers for 0,25lt - 0,33lt

| Model    | Dimensions |
|----------|------------|
| DISP0330 | -          |

Dispensers for 0,33lt - 0,5lt

| Model    | Dimensions |
|----------|------------|
| DISP0500 | -          |

Dispensers for 0,5lt - 0,75lt

| Model    | Dimensions |
|----------|------------|
| DISP0750 | -          |

Dispensers for 0,75lt - 1,5lt

| Model    | Dimensions |
|----------|------------|
| DISP1500 | -          |



Label tag price for dispenser

| Model    | Dimensions |
|----------|------------|
| LABD0418 | 530mm      |

### Kits



Kit Patisserie. Euronorm trays (60cmx40cm) for bakery and pastry purposes

| Model   | Dimensions |
|---------|------------|
| PSKP159 | h:1390mm   |



Hanging Kit

| Model  | Dimensions |
|--------|------------|
| OS21/H | -          |



Hanging Kit Slim

| Model     | Dimensions |
|-----------|------------|
| OS21/H/SL | -          |

### Special Inox Shelves



Perforated S/S\* Shelf for bottles

| Model         | Dimensions |
|---------------|------------|
| SU2170/BTL    | 530×650    |
| SU2170/SL/BTL | 530×550    |



Perforated S/S\* Shelf with reverse glasses storage attachment

| Model    | Dimensions |
|----------|------------|
| SU2170/W | 495×588×34 |



Shelf for 750ml Bottles

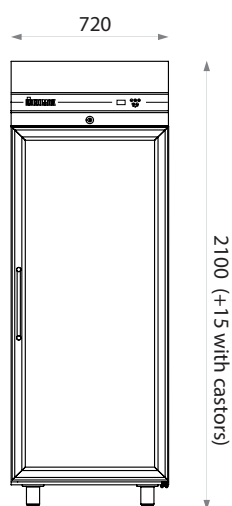
| Model    | Dimensions |
|----------|------------|
| SU2170/C | 530×650×48 |

\*S/S: Stainless Steel

# Blueprints

## Refrigerators with Glass Doors Cabinets

CAP172/GL  
CBP172/GL



CEP2144/GL  
CFP2144/GL

